

# OUTLINE

## CARPET TILE







OT 3241





OT 3251





OT 3261






OT 3263






OT 3264







OT 3241




OT 3251



OT 3261



OT 3263



OT 3264

| TECHNICAL SPECIFICATION |             |
|-------------------------|-------------|
| Construction            | Level loop  |
| Fiber                   | 100% PP     |
| Gauge                   | 1/10"       |
| Pile Weight             | 400 gsm     |
| Total Height            | 4mm - 5mm   |
| Primary Backing         | Non-woven   |
| Secondary Backing       | Bitumen     |
| Size Per Tile           | 50cm x 50cm |
| Qty in Box              | 5sqms / box |

## MAINTENANCE

- Vacuuming is the most important cleaning procedure. Effective vacuuming prevents soil from spreading through the carpet tile.
- Correct and regular maintenance will increase the lifespan of a carpet tile and also helps to maintain its appearance.
- Cleaning should be proportional to the amount of soiling to which the carpet tile is subjected.
- For a heavy soiled carpet tile, professional cleaning is recommended.
- Technically, carpet tile pigments are better, but color's may fade. If possible the carpet tile should be protected from intense, direct sunlight.
- To reduce soiling and wear high traffic areas, place walk-off mats at all entrances. These must be cleaned and rotated regularly.
- Specification are Subject to  $\pm 5\%$  variation.
- Shading or Pile reversal is nature of carpet and it is not a manufacturing defect.
- Color may slightly vary from one dye lot to another dye lot.



Sound Insulation



Heat Insulation



Anti-static



Colorfast



Wearproof



Anti-flammability



ASHLAR



DIRECTIONAL



BRICK



QUARTER TURN





  
**Panache**®  
*Where Style meets Comfort*

